



# 1. SISTEMI CAVETTATI P50

## RACK SYSTEMS P50




1.1 Canaline (2200-2300) p. 10



1.2 Euro-Gondola (ST300) p. 16



1.3 Frog (2400) p. 24




1.4 Gondoléta (ST700) p. 28



1.5 Pagine Pali (ST6000) p. 34



1.6 Turbos (2000-ST200) p. 38



1.7 Bare perforate / slotted tubes (TUT-TUR-TUQ) p. 52



1.8 accesorii P50 / accessories P50 p. 56

accesorii si suporti perete / wall fixin and supports p. 58

console/ shelf bracket p. 62

console metalice / metal shelves p. 68

accesorii bara ovala, bara ovala 30x15  
hanging rail and arms, oval tube 30x15 p. 70

accesorii bara rectangulara, bara rectangulara 30x10 (linea FROG)  
hanging rails and arms, rectangular tube 30x10 (line FROG) p. 92

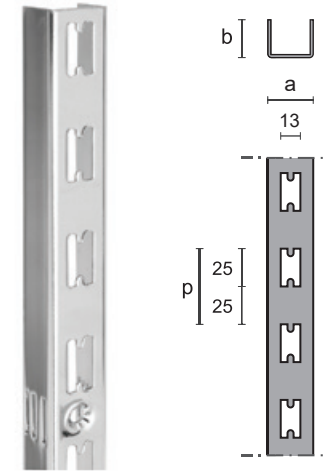
accesorii pentru alte bare 15x15, 20x20, 25x25  
accessories for other tube sizes: 15x15, 20x20, 25x25 p. 97

# Canaline

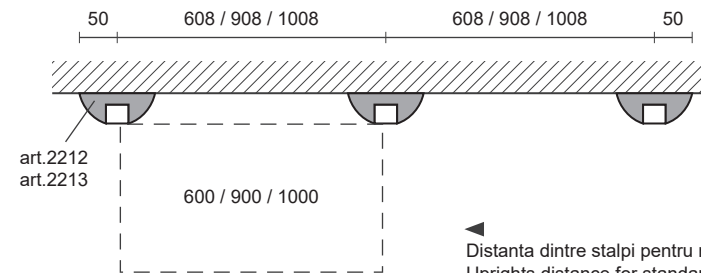


### 2201 / 2202

Sina metalica cu perforatii, fanta 13x25 mm, pas 50 mm.  
Slotted metal profile, slot 13x25 mm, pitch 50 mm. .

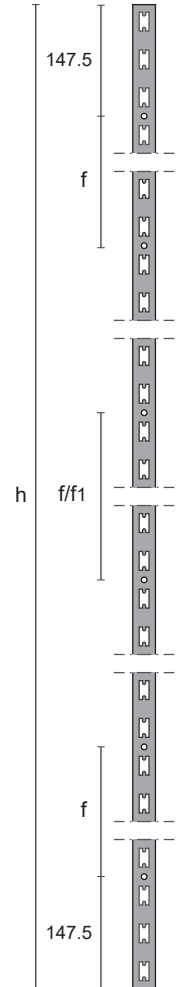


C	2201	2202
	h = 2545 a = 30 b = 25 p = 50 f = 300 f1 = 450	h = 2395 a = 30 b = 25 p = 50 f = 300
	2,50	2,38
	4/pack	4/pack
	CR - VS    V	CR - VS    V
€	<b>14,25</b> <b>12,85</b>	<b>13,90</b> <b>12,50</b>



Distanta dintre stalpi pentru montaj standard  
Uprights distance for standard installation

Distanta dintre gauri pentru montajul pe perete  
Holes distance for wall fixing



art.2201  
art.2202

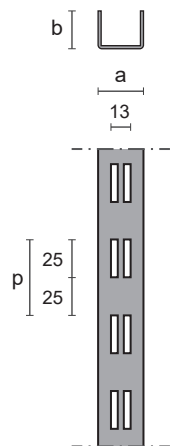
Accesorii compatibile 1.8 ACCESORII P50  
Compatible accessories in chapter 1.8 ACCESSORIES P50

# 1.1 Canaline

# 1.1 Canaline

## 2202A

Sina metalica cu perforatii, fanta dubla 5x25 mm, pas 50 mm.  
Slotted metal profile, double slot 5x25 mm, pitch 50 mm.

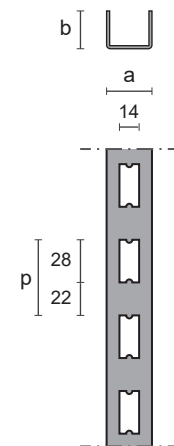


<b>C</b>	<b>2202A</b>	
	h = 2395	
	a = 30	
	b = 25	
	p = 50	
	f = 300	
	2,38	
	4/pack	
	CR - VS	V
€	<b>13,90</b>	<b>12,50</b>

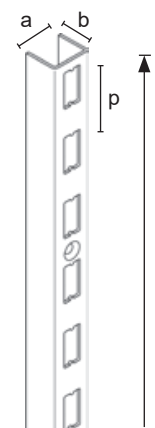


## 2204

Sina metalica cu perforatii, fanta 14x28 mm, pas 50 mm.  
Slotted metal profile, slot 14x28 mm, pitch 50 mm.

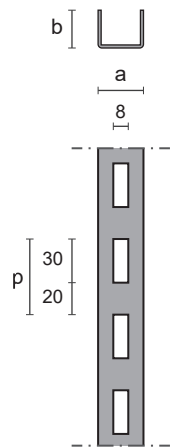


<b>C</b>	<b>2204</b>	
	h = 2395	
	a = 30	
	b = 25	
	p = 50	
	f = 300	
	2,38	
	4/pack	
	CR - VS	V
€	<b>13,90</b>	<b>12,50</b>

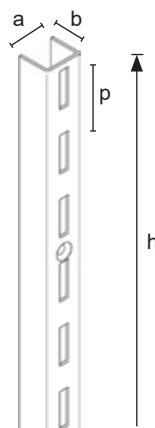


## 2203A

Sina metalica cu perforatii, fanta 8x30 mm, pas 50 mm.  
Slotted metal profile, slot 8x30 mm, pitch 50 mm.



<b>C</b>	<b>2203A</b>	
	h = 2395	
	a = 30	
	b = 25	
	p = 50	
	f = 300	
	2,35	
	4/pack	
	CR - VS	V
€	<b>13,90</b>	<b>12,50</b>

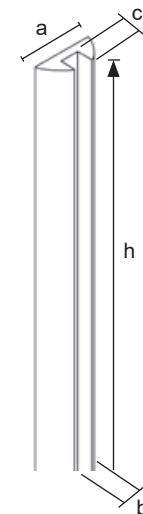


## 2212A / 2212B

Finisaj din lemn pentru art. 2202/2202A/2203/2204A.  
Wooden finishing for art. 2202/2202A/2203/2204A.



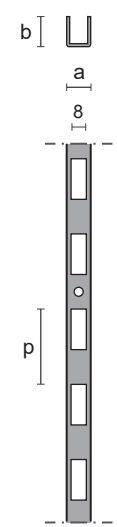

<b>C</b>	<b>2212A</b>	<b>2212B</b>
	h = 2400	h = 2400
	a = 100	a = 100
	b = 30	b = 30
	c = 25	c = 25
	3,90	3,90
	2/pack	2/pack
	BIANCO/NERO LUCIDO GLOSSY WHITE/BLACK BLANC/NOIR BRILLANT БЕЛЫЙ/ЧЕРНЫЙ ПЯНЕЦ	OLMOJEREZ OLMOJEREZ OLMOJEREZ OLMOJEREZ
€	<b>38,50</b>	<b>31,05</b>





# 1.1 Canaline


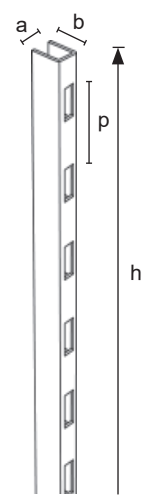
# 1.1 Canaline



## 2302

Sina metalica cu perforatii, fanta 8x28 mm, pas 50 mm.  
Slotted metal profile, slot 8x28 mm, pitch 50 mm.

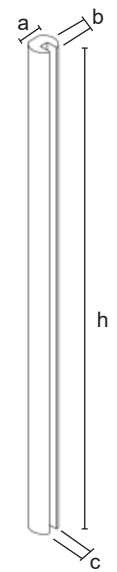
<b>C</b>	<b>2302</b>	
	h = 2395	
	a = 16	
	b = 20	
	p = 50	
	1,60	
	12/pack	
	CR - VS	V
€	<b>11,75</b>	<b>10,60</b>



## 2312A / 2312B

Finisaj din lemn pentru art. 2302.  
Wooden finishing for art. 2302.

<b>C</b>	<b>2312A</b>	<b>2312B</b>
	h = 2400	h = 2400
	a = Ø 50	a = Ø 50
	b = 24	b = 24
	c = 16	c = 16
	2,75	2,75
	2/pack	2/pack
	BIANCO/NERO LUCIDO GLOSSY WHITE/BLACK BLANC/NOIR BRILLANT БЕЛЫЙ/ЧЕРНЫЙ ГЛЯНЕЦ	OLMO/JEREZ OLMO/JEREZ OLMO/JEREZ OLMO/JEREZ
€	<b>35,30</b>	<b>31,05</b>







**Euro  
Gondola**







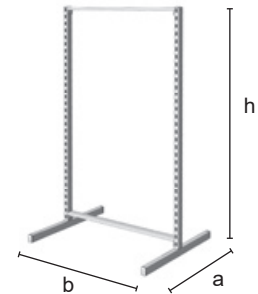
### ST300/90 / ST300/100 / ST300/120

Gondola cu înălțime 145 cm, disponibilă în 3 lățimi diferite. Se obține prin utilizarea componentelor specificate mai jos. Panoul central este fixat de barele dreptunghiulare cu două șuruburi.

Gondola in 145 cm height, available in 3 different widths. It's obtained by using the components hereinafter specified. The central panel is fixed to the rectangular bars by two screws.



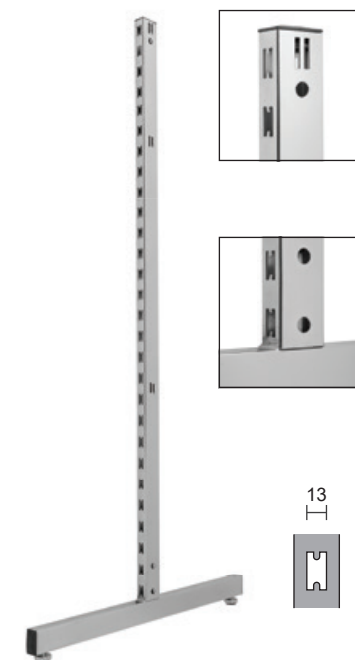
	ST300/90	ST300/100	ST300/120
 mm	h = 1450 a = 710 b = 930	h = 1450 a = 710 b = 1030	h = 1450 a = 710 b = 1230
 Kg	14,00	15,00	17,00
 Pcs	40/pallet	40/pallet	40/pallet
	CR - VS - V	CR - VS - V	CR - VS - V
€	<b>125,00</b>	<b>130,00</b>	<b>135,00</b>










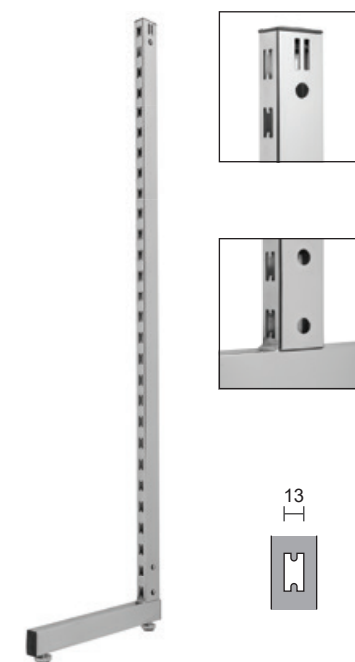
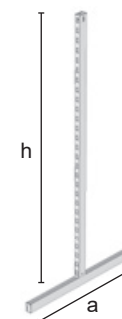
## 1.2 Euro-Gondola

## 1.2 Euro-Gondola






**ST300 / ST310 / ST315**

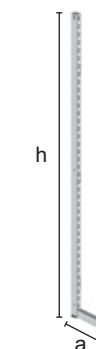
Picior "T" pentru gondola în 3 înălțimi diferite, pas 50mm. Părțile cu creștături permit conectarea unei gondole la cealaltă, folosind bara de conectare cu articulații.  
 "T" leg for gondola in 3 different heights, pitch 50mm. The slotted sides allow to connect one gondola to the other by using the connecting bar with joints.

	ST300	ST310	ST315
	h = 1450 a = 700	h = 2000 a = 700	h = 2400 a = 700
	5,00	6,20	7,20
	100/pallet	100/pallet	100/pallet
	CR - VS - V	CR - VS - V	CR - VS - V
€	<b>45,00</b>	<b>64,00</b>	<b>67,00</b>

**ST350 / ST360 / ST370**

Picior "L" pentru gondola în 2 înălțimi diferite, pas 50mm. Părțile cu creștături permit conectarea unei gondole la cealaltă, folosind bara de legătură cu îmbinări.  
 "L" leg for gondola in 2 different heights, pitch 50mm. The slotted sides allow to connect one gondola to the other by using the connecting bar with joints.

	ST350	ST360	ST370
	h = 1450 a = 400	h = 2000 a = 400	h = 2400 a = 400
	5,00		7,40
	100/pallet	100/pallet	100/pallet
	CR - VS - V	CR - VS - V	CR - VS - V
€	<b>39,00</b>	<b>57,00</b>	<b>61,00</b>



**ST304 / ST314 / ST324**

Pereche de bare pentru panouri cu sistem de fixare rapidă  
Pair of supports for panel with quick fixing system



	<b>ST304</b>	<b>ST314</b>	<b>ST324</b>
<b>mm</b>	h = 1283 b = 20 c = 21	h = 1833 b = 20 c = 21	h = 2233 b = 20 c = 21
<b>Kg</b>	1,90	2,70	3,30
<b>Pcs</b>	1/pack (2 pcs)	1/pack (2 pcs)	1/pack (2 pcs)
	CR - VS - V	CR - VS - V	CR - VS - V
<b>€</b>	<b>48,00</b>	<b>66,00</b>	<b>83,00</b>



Dimensiuni panou central  
Sizes central panel

<b>Art.</b>	<b>Panou</b>
<b>ST279A</b>	1315x860x20 mm
<b>ST279B</b>	1315x1160x20 mm
<b>ST279C</b>	1315x960x20 mm

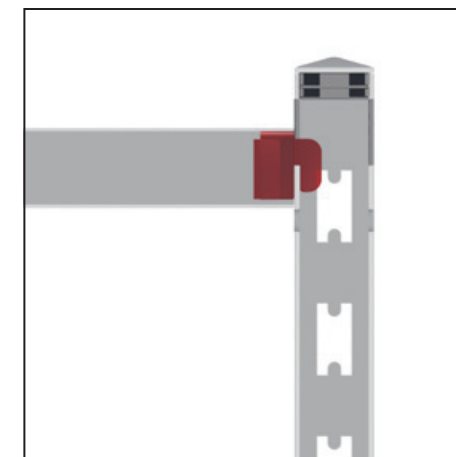
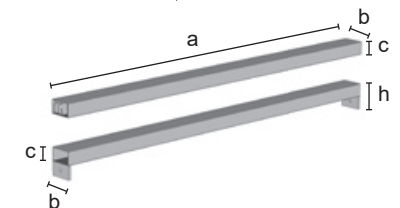


**ST304**  
**ST314**  
**ST324**

**ST307 / ST308 / ST309**

Pereche de bare de legătură pentru picioare și stâlpi. Bara superioară este prevăzută cu articulații pentru fixarea rapidă a stâlpului. Bara inferioară este fixată la stâlp prin șurub și este prevăzută cu plăci de stabilizare metalică. Barele sunt pentru a conecta o gondolă la cealaltă și sunt pregătite pentru fixarea suporturilor panoului.  
Pair of connecting bar for legs and pillars. The upper bar is provided with joints for a quick fixing to the pillar. The bottom bar is fixed to the pillar by bolt and it is provided with metal stabilizing plates. The bars are studied to connect one gondola to the other and they are prepared for fixing the panel supports.







	<b>ST307</b>	<b>ST308</b>	<b>ST309</b>
<b>mm</b>	h = 60 a = 874 b = 50 c = 30	h = 60 a = 974 b = 50 c = 30	h = 60 a = 1174 b = 50 c = 30
<b>Kg</b>	4,00	5,00	6,00
<b>Pcs</b>	50/pallet	50/pallet	50/pallet
	CR - VS - V	CR - VS - V	CR - VS - V
<b>€</b>	<b>35,00</b>	<b>40,00</b>	<b>45,00</b>

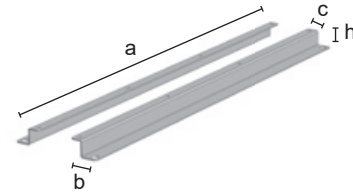




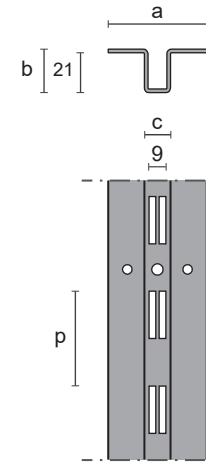
**ST317**

Pereche de suporturi pentru panourile de lemn care trebuie fixate la baza gondolei. Suporturile sunt fixate pe picioarele structurii.  
 Pair of supports for wooden panels to be fixed to the base of gondola. The supports are fixed to the structure by the adjustable feet of the leg.

	<b>ST317</b>
	h = 27 a = 660 b = 25 c = 20
	1,40
	1/pack (2 pcs)
	CR - VS - V
	<b>22,00</b>



# Frog



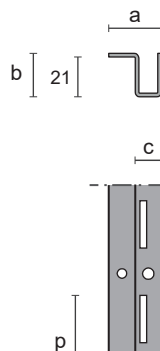
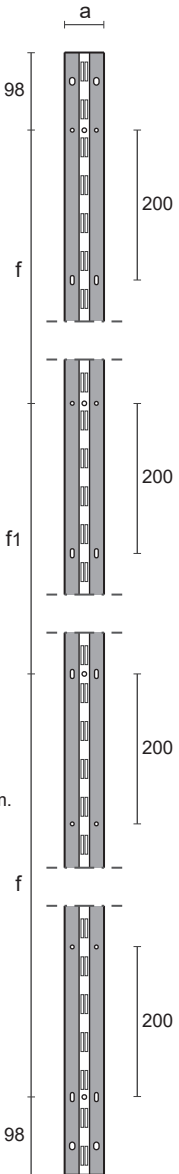
### 2401 2402

Profil metallic cu fanta dubla 3,5x25 mm, pas 50 mm  
Metal profil with double slot 3,5x25 mm, pitch 50 mm.

C	2401	2402
mm	h = 2000 a = 52 b = 23 c = 14 p = 50 f = 600 f1 = 600	h = 2400 a = 52 b = 23 c = 14 p = 50 f = 800 f1 = 600
Kg	2,61	3,12
Pcs	2/pack	2/pack
	CR - VS   V	CR - VS   V
€	<b>14,30</b>   <b>13,50</b>	<b>16,60</b>   <b>15,80</b>

▶ Distanța orificiilor pentru fixarea pe perete (f, f1)  
Holes distance for wall fixing (f, f1)

Distanța dintre găuri pentru fixarea pe finisajul de lemn (200 mm)  
Holes distance for fixing on wooden finishing (200 mm)



### 2404

Profil metallic cu o singura fanta 3,5x25 mm, element terminal. Pas 50 mm  
Metal profil with single slot 3,5x25 mm, terminal element. Pitch 50 mm.

C	2404
mm	h = 2400 a = 28 b = 23 c = 14 p = 50 f = 800 f1 = 600
Kg	2,42
Pcs	2/pack
	CR - VS   V
€	<b>15,60</b>   <b>14,80</b>




## 1.3 Frog

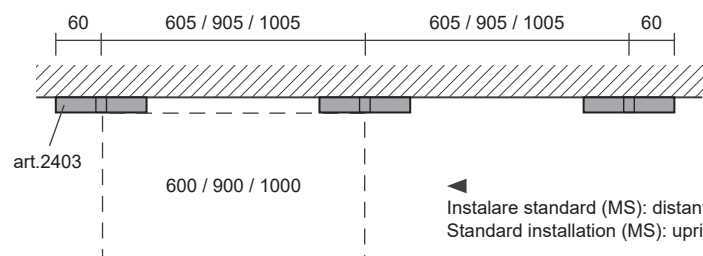

## 1.3 Frog

## 2403A / 2403B

Finisaj din lemn pentru art. 2401.  
Wooden finishing for art. 2401.



C	2403A	2403B
	h = 2400 a = 120 b = 18	h = 2400 a = 120 b = 18
mm		
	3,50	3,50
	2/pack	2/pack
	BIANCO/NERO LUCIDO GLOSSY WHITE/BLACK BLANC/NOIR BRILLANT БЕЛЫЙ/ЧЕРНЫЙ ГЛЯнец	OLMOJEREZ OLMOJEREZ OLMOJEREZ OLMOJEREZ
€	36,40	28,90



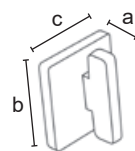
Instalare standard (MS): distanța verticală  
Standard installation (MS): uprights distance

## 2405

Element de fixare a panoului.  
Panel fixing element.



C	2405
	a = 10 b = 20 c = 18
mm	
	0,15/pack
	100/pack
	PL
€	0,45



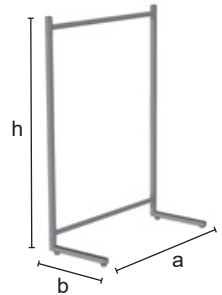








# Gondoléta



### ST700A / ST700B / ST700C / ST700D

Gondola de perete, profil 30x30 mm.  
Wall-stand gondola, tube 30x30 mm.

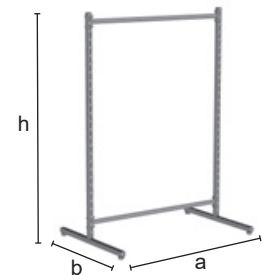








	ST700A	ST700B	ST700C	ST700D
	h = 1450 a = 1000 b = 400	h = 1450 a = 900 b = 400	h = 1450 a = 600 b = 400	h = 1450 a = 1200 b = 400
	5,50	5,40	5,20	5,70
	50/pallet	50/pallet	50/pallet	50/pallet
	CR - VS - V	CR - VS - V	CR - VS - V	CR - VS - V
	<b>81,00</b>	<b>81,00</b>	<b>78,00</b>	<b>82,00</b>



### ST701A / ST701B / ST701C / ST701D

Gondola mijloc, profil 30x30 mm.  
Gondola in tube 30x30 mm.



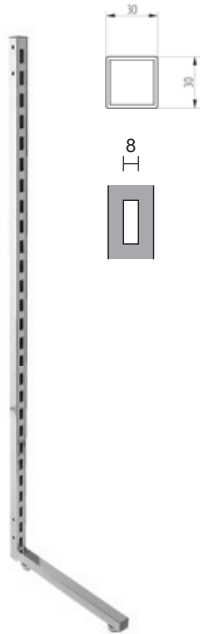
	ST701A	ST701B	ST701C	ST701D
	h = 1450 a = 1000 b = 740	h = 1450 a = 900 b = 740	h = 1450 a = 600 b = 740	h = 1450 a = 1200 b = 740
	5,90	5,80	5,60	6,20
	40/pallet	40/pallet	40/pallet	40/pallet
	CR - VS - V	CR - VS - V	CR - VS - V	CR - VS - V
	<b>89,00</b>	<b>89,00</b>	<b>86,00</b>	<b>90,00</b>

## 1.4 Gondoléta

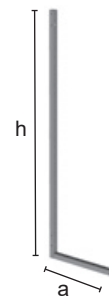
## 1.4 Gondoléta

**ST710A / ST710B**

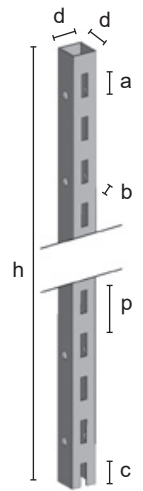
Stâlp în formă de "L" din profil cu fante 30x30 mm.  
"L" shaped pillar in slotted tube 30x30 mm.



	<b>ST710A</b>	<b>ST710B</b>
mm	h = 1450 a = 400	h = 2400 a = 400
Kg	2,20	3,50
Pcs	100/pallet	100/pallet
CR - VS - V	CR - VS - V	CR - VS - V
<b>€</b>	<b>32,00</b>	<b>45,00</b>

**ST770**

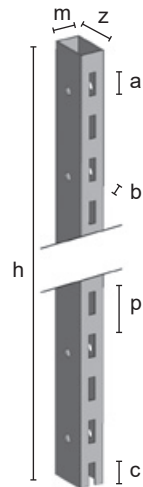
Profil 30x30 cu fante pe 2 laturi și găuri pentru înșurubarea barelor de conectare. Posibilitatea de a fixa ref. ST735 în partea de jos.  
Tube 30x30 with slots on 2 sides and holes for screwing the connecting bars. Possibility to fix the foot ref. ST735 at the bottom side.



	<b>ST770</b>
mm	h = 2400 a x b = 28x8 c x b = 18x8 d = 30 p = 50
Kg	3,20
Pcs	200/pallet
CR - VS - V	CR - VS - V
<b>€</b>	<b>29,00</b>

**ST775**


Profil 30x50 cu orificii pe 2 laturi și găuri pentru înșurubarea barelor de conectare. Posibilitatea de a fixa ref. ST735 în partea de jos.  
Tube 30x50 with slots on 2 sides and holes for screwing the connecting bars. Possibility to fix the foot ref. ST735 at the bottom side.



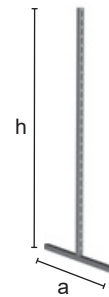
	<b>ST775</b>
mm	h = 2400 a x b = 28x8 c x b = 18x8 m x z = 30x50 p = 50
Kg	5,60
Pcs	100/pallet
CR - VS - V	CR - VS - V
<b>€</b>	<b>37,00</b>

**ST711A / ST711B**

Stâlp în formă de "T" din profil cu fante 30x30 mm.  
"T" shaped pillar in slotted tube 30x30 mm.



	<b>ST711A</b>	<b>ST711B</b>
mm	h = 1450 a = 740	h = 2400 a = 740
Kg	2,40	3,70
Pcs	100/pallet	100/pallet
CR - VS - V	CR - VS - V	CR - VS - V
<b>€</b>	<b>36,00</b>	<b>48,00</b>



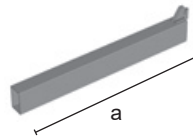







## 1.4 Gondoléta

## 1.4 Gondoléta

**ST735**

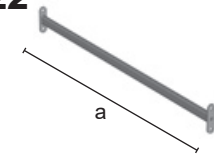
Talpa pentru profil cu fante  
Foot for slotted tube.








	<b>ST735</b>
 mm	a = 380
 Kg	1,20
 Pcs	300/pallet
	CR - VS - V
€	<b>12,00</b>

**ST719 / ST720 / ST721 / ST722**

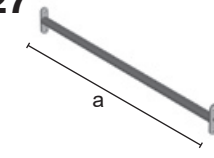
Bara de conectare ovala 30x15.  
Connecting bar in oval tube 30x15.








	<b>ST719</b>	<b>ST720</b>	<b>ST721</b>	<b>ST722</b>
 mm	a = 1170	a = 970	a = 870	a = 570
 Kg	1,90 (2 pcs.)	1,70 (2 pcs.)	1,60 (2 pcs.)	1,20 (2 pcs.)
 Pcs	300/pallet	300/pallet	300/pallet	500/pallet
	CR - VS - V	CR - VS - V	CR - VS - V	CR - VS - V
€	<b>10,00</b>	<b>9,00</b>	<b>9,00</b>	<b>8,00</b>

**ST724 / ST725 / ST726 / ST727**

Bara de conectare rotunda Ø 25.  
Connecting bar in round tube Ø 25.



	<b>ST724</b>	<b>ST725</b>	<b>ST726</b>	<b>ST727</b>
 mm	a = 1170	a = 970	a = 870	a = 570
 Kg	1,90 (2 pcs.)	1,70 (2 pcs.)	1,60 (2 pcs.)	1,20 (2 pcs.)
 Pcs	300/pallet	300/pallet	300/pallet	500/pallet
	CR - VS - V	CR - VS - V	CR - VS - V	CR - VS - V
€	<b>10,00</b>	<b>9,00</b>	<b>9,00</b>	<b>8,00</b>





# Pagine Pali



### ST6010 / ST6011

Pagine Pali este un cadru dreptunghiular din profil rectangular 25x25. Stâlpii cu creștături au fante de 50 mm. și pot fi echipate cu brațe, console, bare pentru haine cu același pas.

Pagine Pali pot fi conectate una la cealaltă cu șuruburi, oferind posibilitatea de a obține compoziții diferite în diferite dimensiuni, după cum se arată în exemple.






Pages in rectangular frame in tube 25x25. The slotted pillars have pitch 50 mm. and can be equipped with brackets, arms, clothes-hangers with the same step.

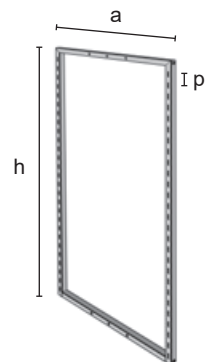
The pages can be connected one to the other by screws, giving the possibility to obtain different compositions in different sizes, as shown in the examples.



8



	ST6010	ST6011
	h = 1500 a = 625 p = 50	h = 1500 a = 925 p = 50
	4,00	4,50
	50/pallet	50/pallet
	CR - VS - V	CR - VS - V
	<b>68,00</b>	<b>79,00</b>



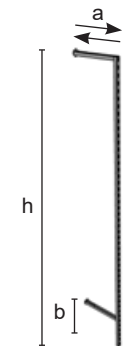




### ST6021 (FARPALO)

Stâlp cu fante. Fantele permit introducerea a două accesorii, cum ar fi consolelele pentru polite sau bare pentru umerase. Stâlpul este prevăzut cu un sistem de fixare reglabil pe perete și picior reglabil. Bratele de fixare sunt în spatele stâlpului.  
 Slotted pillar. The slots allow the insertion of two accessories like brackets or clothes-hangers. The pillar is supplied with adjustable wall-fastening and adjustable foot. The brackets are hooked behind the pillar.

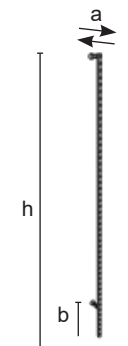
	<b>ST6021</b>
	h = 2400 a = min 380 max 450 b = 400
	3,40
	300/pallet
	CR - VS - V
<b>€</b>	<b>43,00</b>




### ST6031 (NEARPALO)

Stâlp cu fante. Fantele permit introducerea a două accesorii, cum ar fi consolelele pentru polite sau bare pentru umerase. Stâlpul este prevăzut cu un sistem de fixare reglabil pe perete și picior reglabil. Bratele de fixare sunt în spatele stâlpului.  
 Slotted pillar. The slots allow the insertion of two accessories like brackets or clothes-hangers. The pillar is supplied with adjustable wall-fastening and adjustable foot. The brackets are hooked in front of the pillar.

	<b>ST6031</b>
	h = 2400 a = min 60 max 120 b = 400
	2,80
	300/pallet
	CR - VS - V
<b>€</b>	<b>39,00</b>

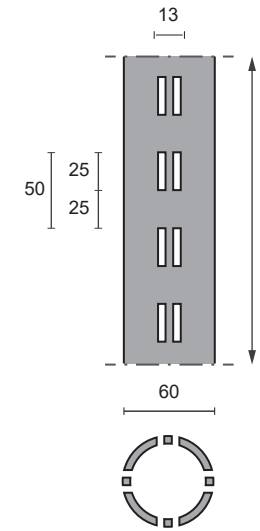




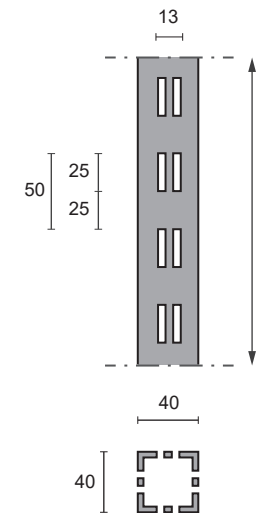
# Turbos



### Caracteristici generale Main features



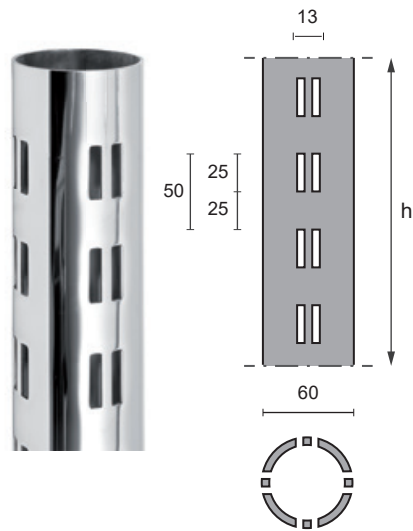
◀  
**Art./Apr. 2002A / 2901A / 2902A / 2904A**  
Secțiunea profilului și dimensiunea fantei p = 50 mm  
Profile section and pitch drilling p=50 mm



◀  
**Art./Apr. ST289 / ST280 / ST279**  
Secțiunea profilului și dimensiunea fantei p = 50 mm  
Profile section and pitch drilling p=50 mm

Accesorii compatibile capitolul 1.8 ACCESORII P50  
Compatible accessories in chapter 1.8 ACCESSORIES P50



**2002A/2901A/2902A/2904A**


Stâlp cu fante Ø 60 mm cu 4 fante ortogonale, pas 50 mm (cu placă filetată la un capăt pentru fixarea bazelor).  
Slotted pillar Ø 60 mm with 4 orthogonal slots, PITCH 50 mm (with threaded plate at one end tube for attaching bases).

C	2002A	2901A	2902A	2904A
mm	h = 2250 a = Ø 60 passo 50-Шар 50	h = 2400 a = Ø 60 passo 50-Шар 50	h = 1500 a = Ø 60 passo 50-Шар 50	h = 2650 a = Ø 60 passo 50-Шар 50
Kg	5,15	5,40	3,40	6,00
Pcs	2/pack	2/pack	2/pack	2/pack
	CR - VS V	CR - VS V	CR - VS V	VS V
€	57,15 52,20	59,90 55,65	43,85 40,65	61,90 58,00

**2041**

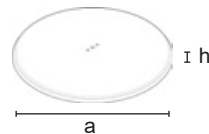
Finisaj superior pentru bara Ø 60 mm.  
Finned top cover for Ø 60 mm tube.

C	2041
mm	a = Ø 60
Kg	0,43/pack
Pcs	25/pack
	CR PL
€	1,20 0,80

**2096**

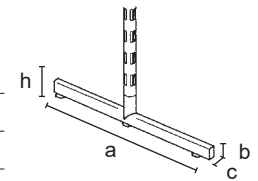
Suport rotund din metal, grosime 5 mm, Ø 490 mm.  
Metal Plate round base, thickness 5 mm, Ø 490 mm.

C	2096
mm	a = Ø 490 h = 15
Kg	7,64
Pcs	1/pack
	VS - V
€	39,80

**2007A / 2007B**

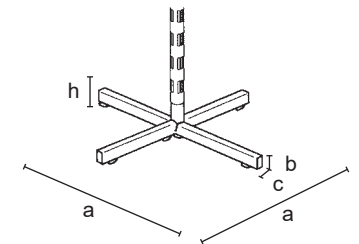
Baza în formă de "T", cu n.4 inserție M10 pentru picior reglabil sau roți.  
"T" shaped base, with n.4 M10 insert for adjustable foot or wheels.

C	2007A	2007B
mm	h = 110 a = 770 b = 40 c = 20	h = 110 a = 480 b = 40 c = 20
Kg	1,35	0,93
Pcs	1/pack	1/pack
	CR - VS V	CR - VS V
€	27,80 26,75	25,70 24,60

**2008**

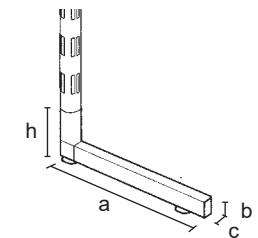
Baza în cruce, cu n.4 inserție M10 pentru picior reglabil sau roți.  
Cross-shaped base, with n.8 M10 insert for adjustable foot or wheels.

C	2008
mm	h = 110 a = 735 b = 40 c = 20
Kg	2,06
Pcs	1/pack
	CR - VS V
€	44,95 40,65

**2009**

Baza în formă de "L", cu n.4 inserție M10 pentru picior reglabil sau roți.  
"L" shaped base, with n.2 M10 insert for adjustable foot or wheels.

C	2009
mm	h = 110 a = 420 b = 40 c = 20
Kg	0,86
Pcs	1/pack
	CR - VS V
€	19,80 18,10



# 1.6 Turbos

# 1.6 Turbos

## 2020

Element de fixare M10. Art. 2010 - 2011 - 2014 - 2019 - 2109.  
M10 fixing element art. 2010 - 2011 - 2014 - 2019 - 2109.



<b>C</b>	<b>2020</b>
	a = Ø 60
mm	
	0,05
	10/pack
	PL
€	<b>1,20</b>

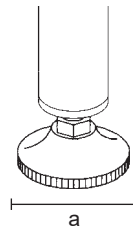


## 2021

Pișor reglabil cu filet M10. Ț  
Adjustable foot with M10 thread. Ț



<b>C</b>	<b>2021</b>
	a = Ø 60
mm	
	0,03
	25/pack
	PL
€	<b>0,95</b>

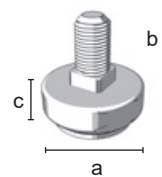


## 4017

Picior reglabil cu filet M10.  
Adjustable foot M10 thread.



<b>C</b>	<b>4017</b>
	a = Ø 35 b = 17 c = 14
mm	
	0,03
	50/pack
	CR
€	<b>0,70</b>

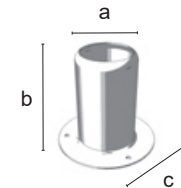


## 2022

Suport fixare baza pe pardosea.  
Floor fixing base.




<b>C</b>	<b>2022</b>
	a = Ø 70 b = 115 c = Ø 120
mm	
	0,43
	1/pack
	CR - VS   V
€	<b>13,25</b>   <b>11,90</b>

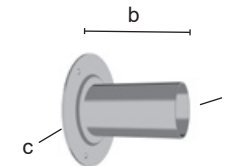


## 2108

Element fixare in perete (pentru art. 2109).  
Wall fixing element (to use with art. 2109).



<b>C</b>	<b>2108</b>
	a = Ø 55 b = 100 c = Ø 120
mm	
	0,43
	1/pack
	CR - VS   V
€	<b>9,90</b>   <b>8,90</b>

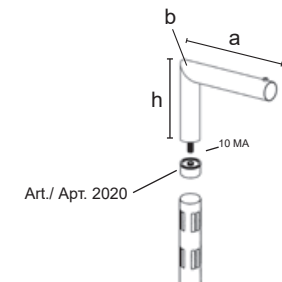


## 2109

Element vertical de fixare in perete (pentru art. 2108).  
Vertical wall fixing (to use with art. 2108).



<b>C</b>	<b>2109</b>
	h = 250 a = 350 b = Ø 60
mm	
	1,20
	1/pack
	CR - VS   V
€	<b>28,90</b>   <b>26,00</b>





# 1.6 Turbos

# 1.6 Turbos



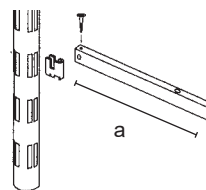
## 2082A/G

Traversă de conectare din profil rectangular de 40 x 20 mm cu îmbinări pentru conectarea cu profilul vertical.  
Connection traverse in 40x20 mm rectangular tube with joints for pillar connection.



Dimensiuni speciale care trebuie făcute la cerere:  
cantitate min. 100 bucăți pe dimensiune / comandă.  
Special sizes to be made under request:  
min. quantity 100 pcs per size/order.

C	2082A	2082G
	a = 936	a = 1209
	1,35	1,61
	2/pack	2/pack
	CR - VS    V	CR - VS    V
€	<b>19,25</b> <b>17,35</b>	<b>21,40</b> <b>19,25</b>



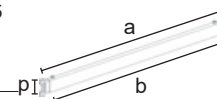
## 2116A / 2116B

Traversa telescopică de conectare din profil rectangular 50 x 20 mm  
Connecting telescopic bar in rectangular tube 50x20 mm



Dimensiuni speciale care trebuie făcute la cerere:  
cantitate min. 100 bucăți pe dimensiune / comandă.  
Special sizes to be made under request:  
min. quantity 100 pcs per size/order.

C	2116A	2116B
	a = min 1145 max 1365 b = 1120 p = 50	a = min 845 max 1065 b = 820 p = 50
	2,27	1,70
	1/pack	1/pack
	CR - VS    V	CR - VS    V
€	<b>37,45</b> <b>34,80</b>	<b>36,40</b> <b>32,65</b>





# 1.6 Turbos

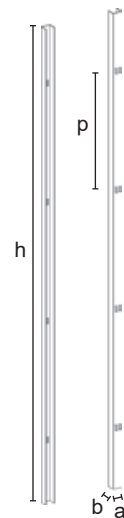
# 1.6 Turbos

## 2085A/E


Pereche de suporturi verticale pentru panouri de 18 mm grosime.  
Couple of vertical supports for panel 18 mm thick.



C	2085A	2085E
mm	h = 1200 a = 24 b = 20 p = 300	h = 2400 a = 24 b = 20 p = 300
Kg	1,67/pack	3,34/pack
Pcs	1/pack (2pcs)	1/pack (2 pcs)
	VS - V	VS - V
€	<b>33,15</b>	<b>57,80</b>



2085E 2082G 2904A

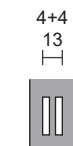


2085A 2082G 2902A



## ST279A / ST279B / ST279C

Gondola din profil 40x40 mm.  
Gondola in tube 40x40 mm.



M	ST279A	ST279C	ST279B
mm	h = 1500 a = 770 b = 900	h = 1500 a = 770 b = 1000	h = 1500 a = 770 b = 1200
Kg	16,70	17,10	17,50
Pcs	20/pallet	20/pallet	20/pallet
	CR - VS - V	CR - VS - V	CR - VS - V
€	<b>146,00</b>	<b>146,00</b>	<b>150,00</b>

Dimensiuni panou central  
Sizes central panel


Art.	Pannello
<b>ST279A</b>	1315x860x20 mm
<b>ST279B</b>	1315x1160x20 mm
<b>ST279C</b>	1315x960x20 mm





## 1.6 Turbos

## 1.6 Turbos



4+4  
13

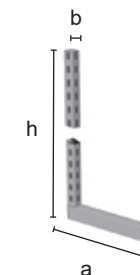


### ST289 / ST289A

SHOCK colecție de stalpi "L". înaltime 1500/2400 mm. Fante pe 4 laturi, pas 50 mm

SHOCK collection "L" shaped pillar. Height 1500/2400 mm. Slotted on 4 sides, step 50 mm.


	ST289	ST289A
	h = 1500 a = 450 b = 40	h = 2400 a = 450 b = 40
	3,85	7,50
	50/pallet	50/pallet
	CR - VS - V	CR - VS - V
	<b>€ 52,00</b>	<b>€ 88,00</b>



### ST280 / ST280A

Colecție SHOCK de stalpi "T". înălțime 1500/2400 mm. Fante pe 4 laturi, pas 50 mm.

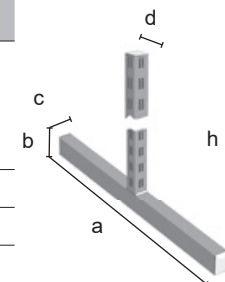
SHOCK collection "T" shaped pillar. Height 1500/2400 mm. Slotted on 4 sides, step 50 mm.



4+4  
13



	ST280	ST280A
	h = 1500 a = 770 b = 60 c = 40 d = 40	h = 2400 a = 770 b = 60 c = 40 d = 40
	5,85	6,90
	50/pallet	50/pallet
	CR - VS - V	CR - VS - V
	<b>€ 53,00</b>	<b>€ 89,00</b>



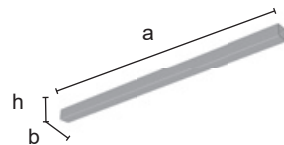








# 1.6 Turbos

## ST281A / ST281B / ST281C

Bara de conectare pentru stâlpii ST280 sau ST289. Disponibile în diferite lungimi. Este livrat cu șuruburi și prinderi.  
 Connecting bar for ST280 or ST289 pillars. Available in different lengths. It is supplied with screws and junctions.



	ST281A	ST281B	ST281C
	h = 40 a = 1165 (p/s/p/ω 1200) b = 40	h = 40 a = 865 (p/s/p/ω 900) b = 40	h = 40 a = 965 (p/s/p/ω 1000) b = 40
	2,50	2,50	2,70
	100/pallet	100/pallet	100/pallet
	CR - VS - V	CR - VS - V	CR - VS - V
€	<b>23,00</b>	<b>21,00</b>	<b>21,00</b>







# 1.6 Turbos

## ST304 / ST314 / ST324

Pereche de suporturi pentru panouri cu sistem de fixare rapidă.  
 Pair of supports for panel with quick fixing system



	ST304	ST314	ST324
	h = 1283 b = 20 c = 21	h = 1833 b = 20 c = 21	h = 2233 b = 20 c = 21
	1,90	2,70	3,30
	1/pack (2 pcs)	1/pack (2 pcs)	1/pack (2 pcs)
	CR - VS - V	CR - VS - V	CR - VS - V
€	<b>48,00</b>	<b>66,00</b>	<b>83,00</b>



Dimensiuni panou central Sizes central panel	Art.	Pannello
	<b>ST279A</b>	1315x860x20 mm
	<b>ST279B</b>	1315x1160x20 mm
	<b>ST279C</b>	1315x960x20 mm

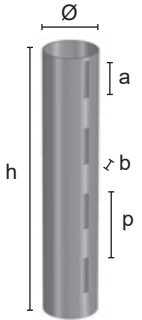








# tubi cavettati



**TUT25100 / TUT30100**  
**TUT32100 / TUT50100**  
**TUT60100 / TUT60101**

Bara rotunda cu fante pe două laturi opuse, cu o lungime standard de 2400 mm.  
 Round tube with slots at the two opposite sides, in standard length 2400 mm.



	TUT25100	TUT30100	TUT32100	TUT50100	TUT60100	TUT60101
	Ø= 25x1,5 h = 2400 a×b = 26x6 p = 50	Ø= 30x1,5 h = 2400 a×b = 26x6 p = 50	Ø= 32x1,5 h = 2400 a×b = 26x6 p = 50	Ø= 50x2,0 h = 2400 a×b = 27x4-27x4 p = 50	Ø= 60x1,8 h = 2400 a×b = 27x4-27x4 p = 50	Ø= 60x1,8 h = 2400 a×b = 27x8 p = 50
	16,00 (10 pcs.)	25,00 (10 pcs.)	10,00 (5 pcs.)	10,00 (2 pcs.)	12,00 (2 pcs.)	12,00 (2 pcs.)
	10/pack	10/pack	5/pack	2/pack	2/pack	2/pack
	CR - VS - V	CR - VS - V	CR - VS - V	CR - VS - V	CR - VS - V	CR - VS - V
	<b>21,00</b>	<b>22,00</b>	<b>23,00</b>	<b>41,00</b>	<b>51,00</b>	<b>51,00</b>







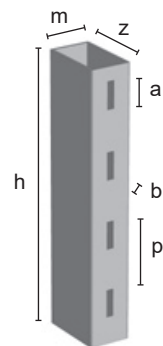
# 1.7 tubi P50

# 1.7 tubi P50



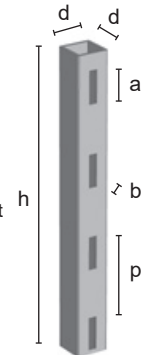
## TUR53100 / TUR53101 / TUR53102 TUR63100 / TUR83100

Bara rectangulara cu fante pe două părți opuse, cu o lungime standard de 2400 mm  
Rectangular tube with slots at the two opposite sides, in standard length 2400 mm.



## TUQ25100 / TUQ25101 TUQ30100 / TUQ30101 TUQ30102 / TUQ40100 TUQ60100

Bara pătrată cu fante pe două laturi opuse, în lungime standard de 2400 mm.  
Square tube with slots at the two opposite sides, in standard length 2400 mm.




	TUR53100	TUR53101	TUR53102	TUR63100	TUR83100
mm	m×z = 30x50x2,0 h = 2400 a×b = 27x13 p = 50	m×z = 30x50x2,0 h = 2400 a×b = 30x8 p = 50	m×z = 30x50x2,0 h = 2400 a×b = 27x4-27x4 p = 50	m×z = 30x60x2,5 h = 2400 a×b = 27x13 p = 50	m×z = 30x80x2,5 h = 2400 a×b = 27x13 p = 50
Kg	11,00 (2 pcs.)	11,20 (2 pcs.)	11,00 (2 pcs.)	19,80 (2 pcs.)	23,80 (2 pcs.)
Pcs	2/pack	2/pack	2/pack	2/pack	2/pack
	CR - VS - V	CR - VS - V	CR - VS - V	VS - V-010	VS - V-010
€	<b>39,00</b>	<b>39,00</b>	<b>39,00</b>	<b>49,00</b>	<b>55,00</b>

	TUQ25100	TUQ25101	TUQ30100	TUQ30101	TUQ30102
mm	d = 25x25x1,2 h = 2400 a×b = 28x3,5 p = 50	d = 25x25x1,5 h = 2400 a×b = 28x7 p = 50	d = 30x30x1,5 h = 2400 a×b = 31x10 p = 50	d = 30x30x1,5 h = 2400 a×b = 27x4-27x4 p = 50	d = 30x30x1,5 h = 2400 a×b = 30x8 p = 50
Kg	20,00 (8 pcs.)	20,00 (8 pcs.)	12,00 (4 pcs.)	12,00 (4 pcs.)	12,80 (4 pcs.)
Pcs	8/pack	8/pack	4/pack	4/pack	4/pack
	CR - VS - V	CR - VS - V	CR - VS - V	CR - VS - V	CR - VS - V
€	<b>21,00</b>	<b>24,00</b>	<b>27,00</b>	<b>27,00</b>	<b>27,00</b>




	TUQ40100	TUQ60100
mm	d = 40x40x2,0 h = 2400 a×b = 27x4-27x4 p = 50	d = 60x60x2,0 h = 2400 a×b = 28x8 p = 50
Kg	11,00 (2 pcs.)	17,00 (2 pcs.)
Pcs	2/pack	2/pack
	CR - VS - V	CR - VS - V
€	<b>39,00</b>	<b>65,00</b>

### accessori



elemente de fixare și suporți de perete  
wall fixing and supports

p. 58




console pentru polite  
shelf bracket

p. 62




polite metal  
metal shelves

p. 68



brate și bare pentru umerase, bara ovala 30x15  
hanging rail and arms, oval tube 30x15

p. 70



brate și bare pentru umerase, bara rectangulara 30x10 (linea FROG)  
hanging rails and arms, rectangular tube 30x10 (line FROG)


p. 92



Accesorii pentru bare de alte dimensiuni 15x15, 20x20, 25x25  
Accessories for other tube sizes: 15x15, 20x20, 25x25


p. 97





# 1.8 accessori P50

# 1.8 accessori P50



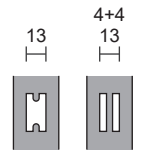
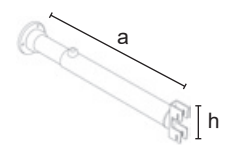
## elemente de fixare și suporti de perete wall fi xing and supports



### 2045A

Suport telescopic de fixare in perete Ø 28 mm cu prelungire Ø 25 și suport pentru perete. Telescopic wall fi xing tube Ø 28 mm with extension tube Ø 25 and wall support.

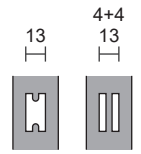
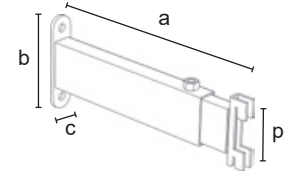
<b>C</b>	<b>2045A</b>	
	h = 68	
	a = min 180 max 290	
	0,60	
	1/pack	
	CR - VS	V
€	<b>15,40</b>	<b>13,80</b>



### 2115

Suport telescopic de perete, tub rectangular 50 x 20 mm. Telescopic wall fixing, rectangular tube 50x20 mm.

<b>C</b>	<b>2115</b>	
	a = min 205 max 315	
	b = 100	
	c = 25	
	p = 50	
	0,61	
	1/pack	
	CR - VS	V
€	<b>18,20</b>	<b>16,35</b>

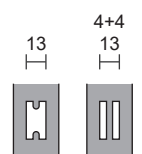
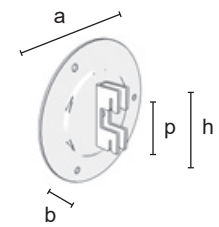


### 2104A

Element cu prindere in perete. Wall-fixing.



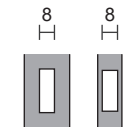
<b>C</b>	<b>2104A</b>	
	h = 68	
	a = Ø120	
	b = 20	
	p = 50	
	0,22	
	2/pack	
	CR - VS	V
€	<b>8,05</b>	<b>7,15</b>



### ST736A

Element cu prindere in perete. Wall-fixing.

<b>M</b>	<b>ST736A</b>	
	a = 30	
	0,40	
	100/box	
	CR - VS - V	
€	<b>10,00</b>	





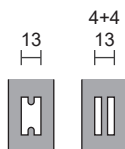
# 1.8 accessori P50

# 1.8 accessori P50

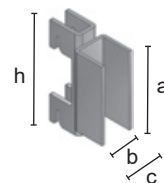


## 2023A

Suport pentru panouri de 18 mm grosime sau grilaje cu o singură sârmă cu inserție din plastic. art. 6088.  
 Passing support for panels 18 mm thick or single wire grills with plastic insert art. 6088.

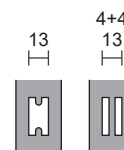


C 2023A	
	h = 68 a = 53 b = 19 c = 23
	0,09
	20/pack
	CR - VS - V
€	<b>4,80</b>

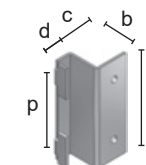


## 2069A

Suport pentru stâlp pătrat 30x30 mm și stâlp U de 30x30 mm pentru fixarea panourilor decorative  
 Support on square 30x30 mm pillar and 30x30 mm U pillar for decorative panel fixing.

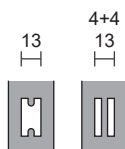


C 2069A	
	a = 72 b = 22 c = 22 d = 15 p = 50
	0,05
	5/pack
	CR - VS - V
€	<b>3,75</b>

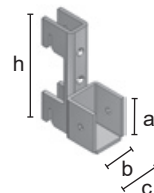


## 2026A

Suportul suportului pentru panouri cu grosimea de 18 mm sau grilaje simple cu inserție din plastic art. 6088.  
 Terminal support for panels 18 mm thick or single wire grills with plastic insert art.

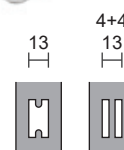


C 2026A	
	h = 68 a = 27 b = 19 c = 23
	0,07
	25/pack
	CR - VS - V
€	<b>4,05</b>

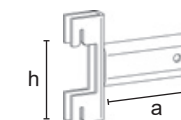


## 2103A

Suport pentru bara ovala 30x15 mm.  
 Support for oval tube 30x15 mm.

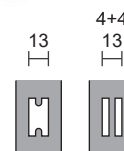


C 2103A	
	h = 50 a = 60
	0,09
	2/pack
	CR - VS - V
€	<b>4,60</b>

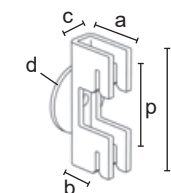


## 2217 / 2217F

Fixare universală de îmbinare cu baza rotundă.  
 Universal joint fixing with round sheet.



C 2217		2217F	
	a = 23 b = 15 c = 13 d = Ø 30x2 p = 50 h = 68	a = 19 b = 7 c = 12 d = Ø 30x2 p = 50 h = 68	
	0,06	0,06	
	50/pack	50/pack	
	CR - VS - V	CR - VS - V	
€	<b>2,15</b>	<b>2,15</b>	







# 1.8 accessori P50

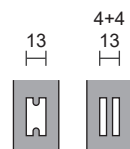
# 1.8 accessori P50



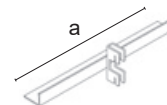
console pentru polita  
shelf bracket

## 2028A

Consola centrala.  
Central shelf bracket.

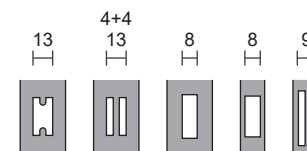


<b>C</b>	<b>2028A</b>
	a = 300
	0,24
	5/pack
	CR - VS   V
<b>€</b>	<b>4,70   4,30</b>

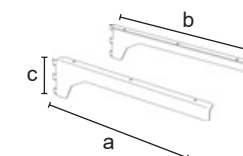


## 2051A DX/SX

Pereche de console inclinate cu trei prinderi.  
Pair of three-teeth shelf brackets (straight and inclined).

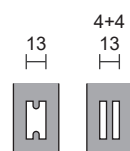



<b>C</b>	<b>2051A DX/SX</b>
	a = 520 b = 500 c = 125 = min. 500
	1,75
	1 dx-1sx/pack
	CR - VS   V
<b>€</b>	<b>25,15   16,70</b>

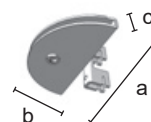



## 2087A

Consola pentru polite de sticla.  
Central support for crystal shelves.




<b>C</b>	<b>2087A</b>
	a = 120 b = 55 c = 9
	0,24
	2/pack
	CR - VS   V
<b>€</b>	<b>10,60   9,50</b>





# 1.8 accessori P50

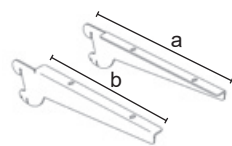

# 1.8 accessori P50



## 2247DX/SX

Pereche de console scurte (drepte si inclinate).  
Pair of short shelf brackets (straight and inclined).

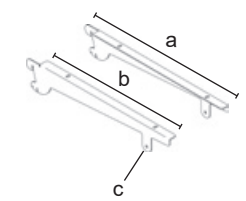

<b>C</b>	<b>2247DX/SX</b>
	a = 260 b = 240 mm
	= min. 300
	0,50
	1 dx-1sx/pack
	CR - VS - V
<b>€</b>	<b>7,20</b>



## 2249DX/SX

Pereche de console cu prindere pentru bara de umerase (drepte si inclinate).  
Pair of shelf brackets with hole for hanging rail.

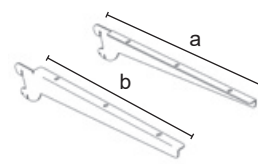

<b>C</b>	<b>2249DX/SX</b>
	a = 350 b = 330 c = Ø6 mm
	= min. 350
	0,67
	1 dx-1sx/pack
	CR - VS - V
<b>€</b>	<b>9,65</b>



## 2248A DX/SX

Pereche de console (drepte si inclinate).  
Pair of shelf brackets (straight and inclined).

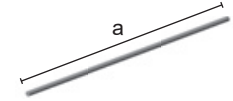
<b>C</b>	<b>2248A DX/SX</b>
	a = 390 b = 370 mm
	= min. 400
	0,61
	1 dx-1sx/pack
	CR - VS - V
<b>€</b>	<b>7,20</b>



## 2249A/B/C

Bara pentru umerase rotunda Ø 22 mm pentru console 2249DX/SX (suruburi incluse M6).  
Hanging rail in tube Ø22 mm for brackets 2249DX/SX (screws included M6).

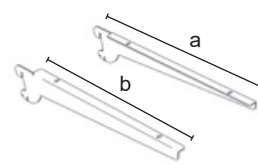

<b>C</b>	<b>2249A</b>	<b>2249B</b>	<b>2249C</b>
	p = 1000 a = 995 mm	p = 900 a = 895	p = 600 a = 595
	0,81	0,72	0,51
	1/pack	1/pack	1/pack
	CR - VS - V	CR - VS - V	CR - VS - V
<b>€</b>	<b>9,50</b>	<b>9,00</b>	<b>8,35</b>



## 2248B DX/SX

Pereche de console (drepte si inclinate).  
Pair of shelf brackets (straight and inclined).

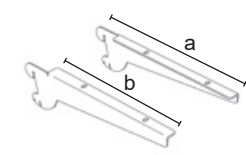

<b>C</b>	<b>2248B DX/SX</b>
	a = 350 b = 330 mm
	= min. 350
	0,61
	1 dx-1sx/pack
	CR - VS - V
<b>€</b>	<b>7,20</b>




## 2251DX/SX

Pereche de console scurte (drepte si inclinate).  
Pair of short shelf brackets (straight-inclined).

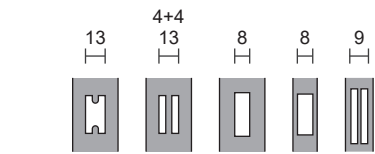

<b>C</b>	<b>2251DX/SX</b>
	a = 295 b = 275 mm
	= min. 300
	0,51
	1 dx-1sx/pack
	CR - VS - V
<b>€</b>	<b>7,20</b>







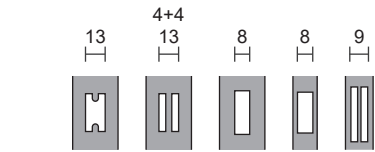
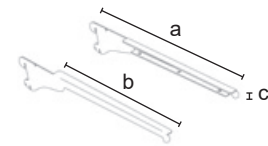
# 1.8 accessori P50



## 2299DX/SX

Pair of brackets for glass shelf thickness 8 mm with stopper.

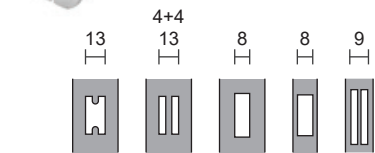
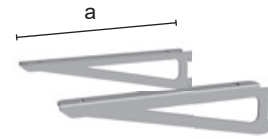
<b>C</b>	<b>2299DX/SX</b>
	a = 320 b = 235 c = 10
	0,65
	1dx-1sx/pack
	CR - VS - V
<b>€</b>	<b>9,40</b>



## ST220

Pair of shelf brackets.

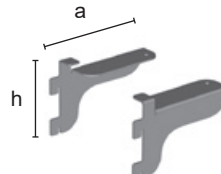
<b>M</b>	<b>ST220</b>
	a = 286
	0,66
	40/box
	CR - VS - V
<b>€</b>	<b>7,20</b>



## ST731

Pair of brackets for glass shelf thickness 8/12 mm.

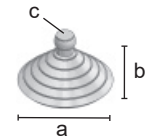
<b>M</b>	<b>ST731</b>
	h = 77 a = 135
	0,27
	40/box
	CR - VS - V
<b>€</b>	<b>6,50</b>



## 4057 / 4057A

Suction cup Ø 25/20 mm for hole Ø 6/5,5 mm.

<b>C</b>	<b>4057</b>	<b>4057A</b>
	a = Ø 25 b = 16 c = Ø 6	a = Ø 20 b = 14 c = Ø 5,5
	0,21/pack	0,11/pack
	100/pack	100/pack
	PL	PL
<b>€</b>	<b>0,20</b>	<b>0,20</b>





## GIO20944

Small suction cup Ø 12 mm. for hole Ø 4,5 mm.

<b>M</b>	<b>GIO20944</b>
	a = Ø 12
	0,27
	100/pack
	PL
<b>€</b>	<b>0,47</b>

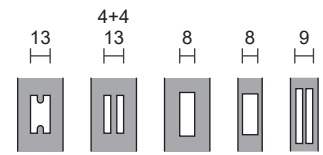
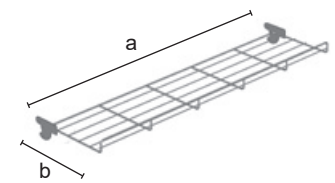





metal shelves

**ST740A / ST740C**

Adjustable shelf in metal wire grid.

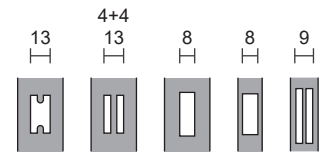
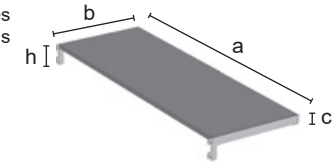


	<b>ST740A</b>	<b>ST740C</b>
mm	a = 1000 b = 250	a = 600 b = 250
Kg	1,40	0,90
Pcs	50/pallet	100/pallet
CR	CR	CR
<b>€</b>	<b>20,00</b>	<b>16,50</b>



**ST760A / ST760B  
ST760C / ST760D**


Metal shelf for Euro system pitch 50. The shelves are supplied with the brackets. The shelf is available in laquered finishing only.



	<b>ST760A</b>	<b>ST760B</b>	<b>ST760C</b>	<b>ST760D</b>
mm	h = 80 a = 600 b = 350 c = 30	h = 80 a = 900 b = 350 c = 30	h = 80 a = 1000 b = 350 c = 30	h = 80 a = 1200 b = 350 c = 30
Kg	3,50	4,40	4,80	5,40
Pcs	50/pallet	50/pallet	50/pallet	50/pallet
VS - V	VS - V	VS - V	VS - V	VS - V
<b>€</b>	<b>47,00</b>	<b>47,00</b>	<b>48,00</b>	<b>49,00</b>








# 1.8 accessori P50

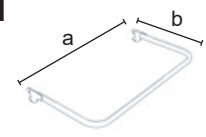
# 1.8 accessori P50



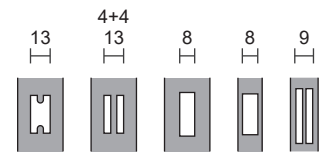

hanging rail and arms, oval tube 30x15

## 2240 / 2240A / 2240D / 2240H

Clothes-hanger bar in oval tube 30x15 mm.

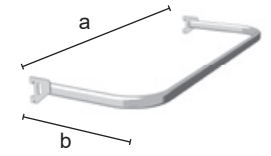


C	2240	2240A	2240D	2240H
mm	a = 600 b = 350	a = 900 b = 350	a = 1000 b = 350	a = 1200 b = 350
Kg	0,95	1,15	1,20	1,37
Pcs	2/pack	2/pack	2/pack	2/pack
	CR - VS - V	CR - VS - V	CR - VS - V	CR - VS - V
€	<b>11,75</b>	<b>12,85</b>	<b>13,40</b>	<b>13,90</b>


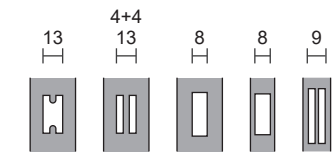




## ST6043 / ST6044 / ST322 / ST6045

Clothes-hanger bar in oval tube 30x15 mm.




M	ST6043	ST6044	ST322	ST6045
mm	a = 600 b = 350	a = 900 b = 350	a = 1000 b = 350	a = 1200 b = 350
Kg	0,95	1,15	1,20	1,37
Pcs	150/pallet	100/pallet	100/pallet	100/pallet
	CR - VS - V	CR - VS - V	CR - VS - V	CR - VS - V
€	<b>12,00</b>	<b>13,00</b>	<b>13,50</b>	<b>14,00</b>





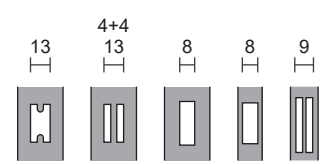
# 1.8 accessori P50

# 1.8 accessori P50

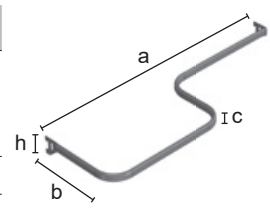


## ST606A / ST606B

Clothes-hanger bar for frontal use (using arms with hook for oval tube) or lateral use. It is available in 2 sizes. Chrome or laquered finishing.



	ST606A	ST606B
<b>mm</b>	h = 80 a = 1000 b = 350 c = 30	h = 80 a = 1200 b = 350 c = 30
<b>Kg</b>	1,30	1,50
<b>Pcs</b>	100/pallet	100/pallet
	CR - VS - V	CR - VS - V
<b>€</b>	<b>18,00</b>	<b>19,00</b>




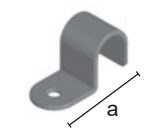
## ST750

Support for glass shelf for clothes-hanger bar.



Compatibile con / Compatible with  
Utilisable avec / совместим с:  
2240, 2240A, 2240D, 2240H,  
ST6043, ST6044, ST322, ST6045  
ST606A, ST606B

	ST750
<b>mm</b>	a = 50
<b>Kg</b>	0,30 (10 pcs.)
<b>Pcs</b>	50/box
	CR - VS - V
<b>€</b>	<b>0,95</b>

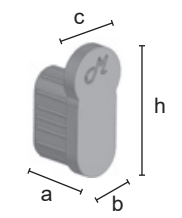


## ST6068


Cap for oval tube 30x15 with stop-hanger.




	ST6068
<b>mm</b>	h = 39 a = 20 b = 15 c = 18
<b>Kg</b>	0,40
<b>Pcs</b>	100/box
	PL-CR
<b>€</b>	<b>0,86</b>





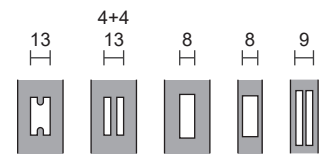


# 1.8 accessori P50 1.8 accessori P50

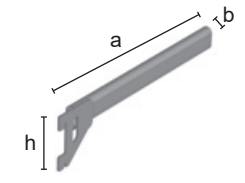


## ST6060

Pair of arms for universal clothes-hanger bar in oval tube 30x15 mm.



	<b>ST6060</b>
	h = 68 a = 302 b = 17
	mm
	0,52
	25/box
	CR
	<b>€ 10,00</b>



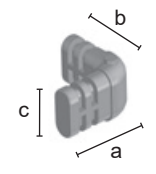
## ST6065

ABS connector in chrome finishing to compose clothes-hanger bars.



Compatible with Art. ST6060

	<b>ST6065</b>
	a = 42 b = 42 c = 30
	mm
	7,24
	300/box
	CR
	<b>€ 0,80</b>



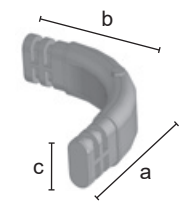
## ST6067

ABS connector in chrome finishing to compose clothes-hanger bars.

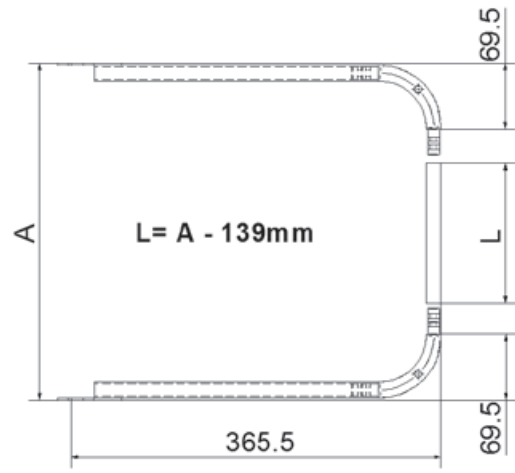



Compatibile con / Compatible with  
Utilisable avec / совместим с:  
Art. ST6060

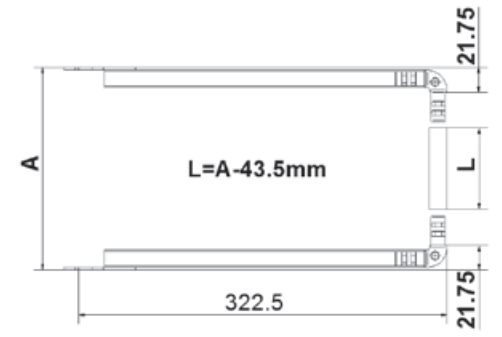
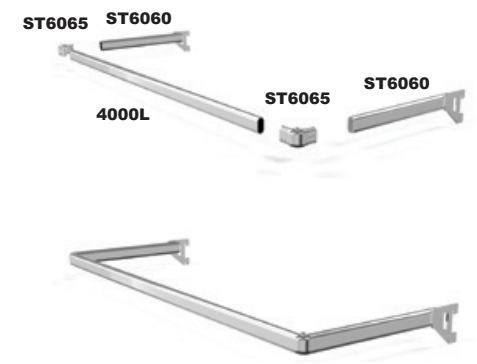
	<b>ST6067</b>
	a = 90 b = 90 c = 30
	mm
	10,20
	190/box
	CR
	<b>€ 1,40</b>




Indication for the tube cutting with the connector ST6067.



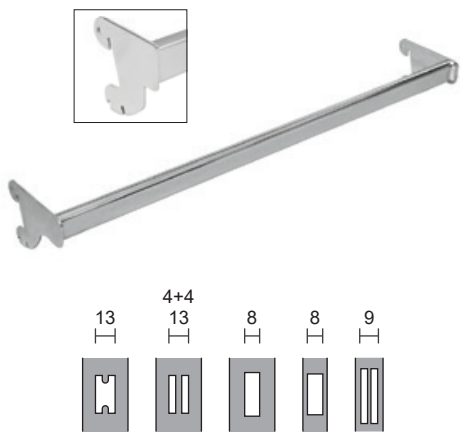

Indication for the tube cutting with the connector ST6065.





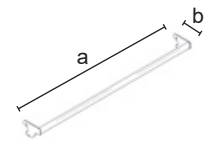
# 1.8 accessori P50

# 1.8 accessori P50

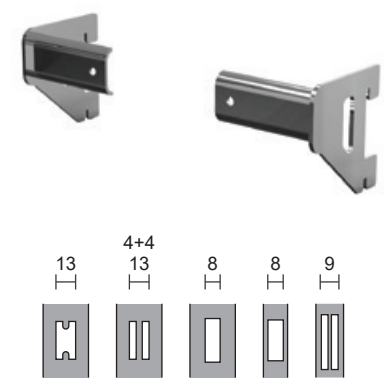


## 2246 / 2246A / 2246C / 2246D

Arm-holder bar in oval tube 30x15 mm.



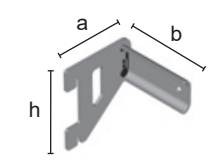
C	2246	2246A	2246C	2246D
mm	a = 600 b = 66 (46)	a = 900 b = 66 (46)	a = 1000 b = 66 (46)	a = 1200 b = 66 (46)
Kg	0,78	0,60	0,99	1,19
Pcs	2/pack	2/pack	2/pack	2/pack
	CR - VS - V	CR - VS - V	CR - VS - V	CR - VS - V
€	<b>8,35</b>	<b>10,70</b>	<b>11,00</b>	<b>12,30</b>



## ST287


Pair of supports for oval hanging rail 30x15 mm (art.4000L).

M	ST287	
mm	h = 68 a = 50 b = 60	
Kg	0,20	
Pcs	100/box	
	CR - VS	V
€	<b>7,80</b>	<b>7,30</b>

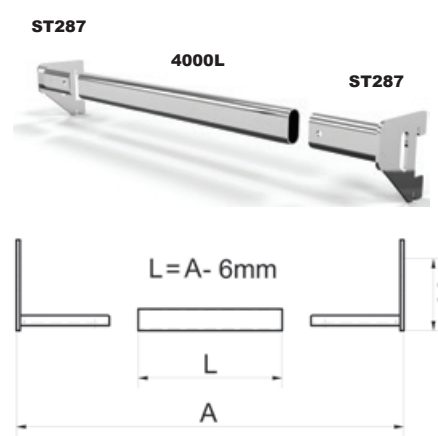
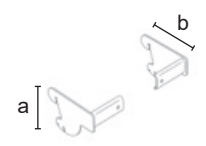


## 2245ADX/SX

Pair of supports for oval hanging rail 30x15 mm (art.4000L).



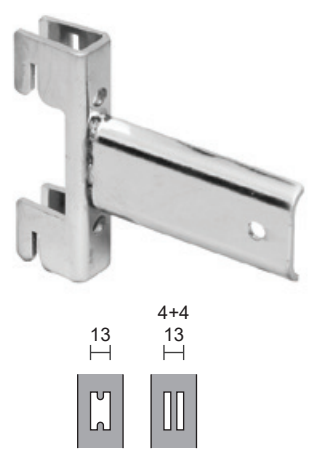
C	2245ADX/SX	
mm	a = 50 b = 66 (46)	
Kg	0,23	
Pcs	1 dx-1sx/pack	
	CR - VS	V
€	<b>7,80</b>	<b>7,30</b>



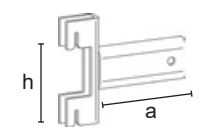
M	ST287A	ST287B	ST287C	ST287E
mm	a = 600	a = 900	a = 1000	a = 1200
Kg	1,20	1,55	1,98	2,38
Pcs	2/pack	2/pack	2/pack	2/pack
	CR - VS - V	CR - VS - V	CR - VS - V	CR - VS - V
€	<b>10,50</b>	<b>12,50</b>	<b>13,00</b>	<b>14,00</b>

## 2103A

Support for oval tube 30x15 mm.



C	2103A	
mm	h = 50 a = 60	
Kg	0,09	
Pcs	2/pack	
	CR - VS - V	
€	<b>4,60</b>	



## 4000L


Oval tube length 3 m.



C	4000L	
mm	30x15 mm spess./толщ. стенки 1,2	
Kg	22,00/pack	
Pcs	10/pack	
	CR - VS	V
€	<b>8,65</b>	<b>7,80</b>








# 1.8 accessori P50


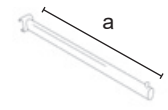
# 1.8 accessori P50



## 2054B

Straight arm with oval tube fixing 30x15 mm.

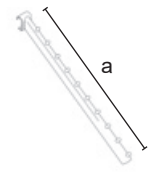
<b>C</b>	<b>2054B</b>	
	a = 400 tubo ovale / oval tube tube ovale / овальная труба 30x15 mm	
	0,33	
	5/pack	
	CR - VS	V
<b>€</b>	<b>8,25</b>	<b>7,50</b>



## 2055B

Inclined arm with oval tube fixing 30x15 mm.

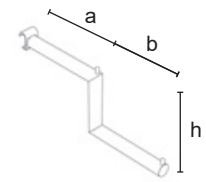
<b>C</b>	<b>2055B</b>	
	a = 400 tubo ovale / oval tube tube ovale / овальная труба 30x15 mm	
	0,38	
	5/pack	
	CR - VS	V
<b>€</b>	<b>9,50</b>	<b>8,55</b>




## 2057B

"Z" exhibiting arm with 30x15 mm oval tube fixing.

<b>C</b>	<b>2057B</b>	
	h = 150 a = 205 b = 175 tubo ovale / oval tube tube ovale / овальная труба 30x15 mm	
	0,44	
	2/pack	
	CR - VS	V
<b>€</b>	<b>16,20</b>	<b>14,50</b>








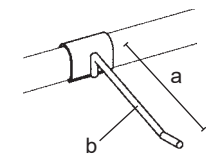
# 1.8 accessori P50

# 1.8 accessori P50



## 2058A/B/C/D

Blister hook with oval tube fixing 30x15 mm.



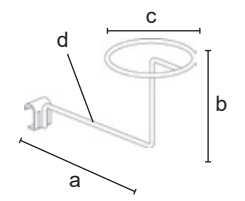
C	2058A	2058B	2058C	2058D
	a = 100 b = Ø 6	a = 150 b = Ø 6	a = 200 b = Ø 6	a = 300 b = Ø 6
	0,07	0,09	0,10	0,13
	5/pack	5/pack	5/pack	5/pack
	CR - VS - V	CR - VS - V	CR - VS - V	CR - VS - V
€	<b>2,40</b>	<b>2,50</b>	<b>2,60</b>	<b>2,70</b>

## 2112

Hat-holder with oval tube fixing 30x15 mm.

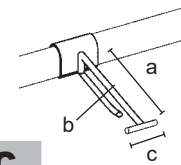


C	2112
	a = 200 b = 125 c = Ø 120 d = Ø 6
	0,26
	2/pack
	CR - VS - V
€	<b>5,35</b>



## 2059A/B/C

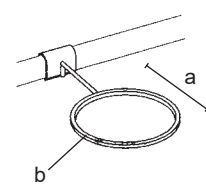
Blister hook with price holder and oval tube fixing 30x15 mm.



C	2059A	2059B	2059C
	a = 150 b = Ø 6 c = 55	a = 200 b = Ø 6 c = 55	a = 300 b = Ø 6 c = 55
	0,14	0,19	0,24
	2/pack	2/pack	2/pack
	CR - VS - V	CR - VS - V	CR - VS - V
€	<b>4,30</b>	<b>4,40</b>	<b>4,50</b>

## 2061A

Ball holder with oval tube fixing 30x15 mm.



C	2061A
	a = Ø 150 b = Ø 6
	0,16
	5/pack
	CR - VS - V
€	<b>5,55</b>








# 1.8 accessori P50

# 1.8 accessori P50

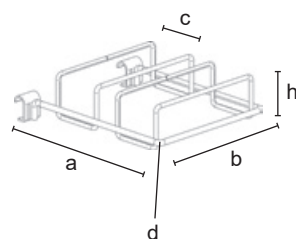


## 2121

Skates or rackets holder with oval tube fixing 30x15 mm.



<b>C</b>	<b>2121</b>
mm	h = 66 a = 250 b = 206 c = 70 d = Ø 8
Kg	0,72
Pcs	2/pack
	CR - VS - V
€	<b>10,05</b>

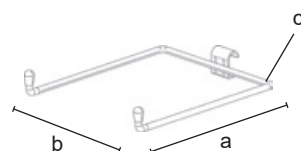


## 2122

Double hook support with oval tube fixing 30x15 mm.



<b>C</b>	<b>2122</b>
mm	a = 250 b = 206 c = Ø 8
Kg	0,34
Pcs	2/pack
	CR - VS - V
€	<b>5,35</b>

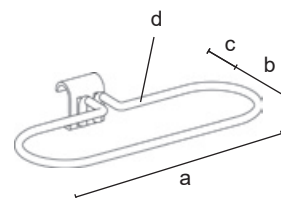



## 2123

Shoe-holder with oval tube fixing 30x15 mm.




<b>C</b>	<b>2123</b>
mm	a = 206 b = 75 c = 30 d = Ø 6
Kg	0,19
Pcs	2/pack
	CR - VS - V
€	<b>5,05</b>





# 1.8 accessori P50

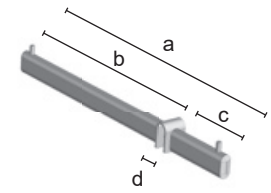


## 2162

Straight crossing arm for oval tube 30x15.mm.



<b>C</b>	<b>2162</b>	
	a = 400	
	b = 290	
	c = 90	
	d = 15	
	0,33	
	5/pack	
	CR - VS	V
€	15,60	13,00

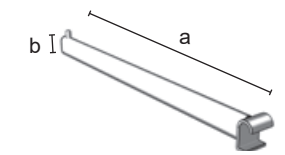


## 8560

Straight arm in round tube Ø22 mm, with oval tube fixing 30x15 mm.



<b>C</b>	<b>8560</b>	
	a = 377	
	b = Ø 22	
	0,32	
	2/pack	
	CR - VS	V
€	7,15	6,40

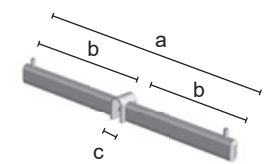


## 2162A

Central straight crossing arm for oval tube 30x15.mm.



<b>C</b>	<b>2162A</b>	
	a = 380	
	b = 180	
	c = 15	
	0,33	
	5/pack	
	CR - VS	V
€	15,60	13,00


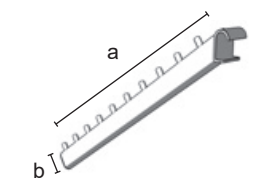


## 8561

Inclined arm (round tube Ø22 mm) with oval tube fixing 30x15 mm.



<b>C</b>	<b>8561</b>	
	a = 375	
	b = Ø 22	
	0,36	
	2/pack	
	CR - VS	V
€	8,35	7,50








# 1.8 accessori P50

# 1.8 accessori P50

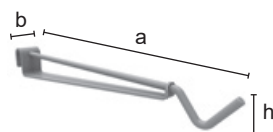


## VEL002

Bike holders for oval bar 30x15. Zinc or laquered finishing. It is supplied in pairs (2pcs/pack).



	<b>VEL002</b>
	h = 46 a = 370 b = 35
	1,50 (2 pcs)
	10x2/box
	ZN - V
	<b>€ 18,00 (2 pcs)</b>

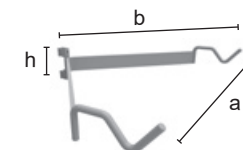
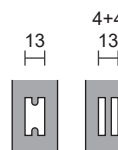



## VEL004

Bike-holder for Euro system with double slot (Turbo, Frog, tubes with double slot). Zinc or laquered finishing.




	<b>VEL004</b>
	h = 68 a = 436 b = 338
	1,80
	50/pallet
	ZN - V
	<b>€ 16,00</b>

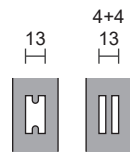




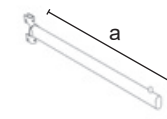
# 1.8 accessori P50 1.8 accessori P50



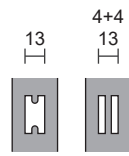
**2260B**  
Straight arm.




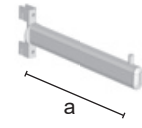
<b>C</b>	<b>2260B</b>	
	a = 380 tubo ovale / oval tube tube ovale / овальная труба 30x15 mm	
	0,33	
	5/pack	
	CR - VS	V
€	<b>8,25</b>	<b>7,50</b>



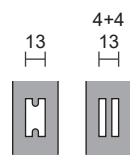
**2275**  
Short straight arm for accessories (bags, scarves ...).



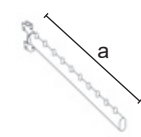
<b>C</b>	<b>2275</b>	
	a = 195 tubo ovale / oval tube tube ovale / овальная труба 30x15 mm	
	0,19	
	2/pack	
	CR - VS	V
€	<b>8,15</b>	<b>6,80</b>



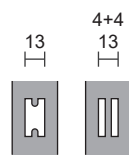
**2262B**  
Inclined arm.



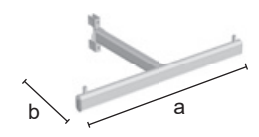
<b>C</b>	<b>2262B</b>	
	a = 400 tubo ovale / oval tube tube ovale / овальная труба 30x15 mm	
	0,37	
	5/pack	
	CR - VS	V
€	<b>9,50</b>	<b>8,55</b>



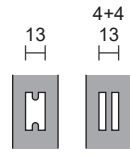
**2276**  
"T" arm for accessories (bags, scarves ...).



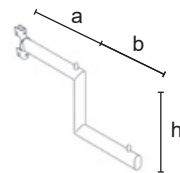
<b>C</b>	<b>2276</b>	
	a = 350 b = 205 tubo ovale / oval tube tube ovale / овальная труба 30x15 mm	
	0,43	
	2/pack	
	CR - VS	V
€	<b>15,50</b>	<b>15,00</b>




**2264B**  
"Z" straight arm.




<b>C</b>	<b>2264B</b>	
	h = 150 a = 205 b = 175 tubo ovale / oval tube tube ovale / овальная труба 30x15 mm	
	0,41	
	2/pack	
	CR - VS	V
€	<b>16,20</b>	<b>14,50</b>





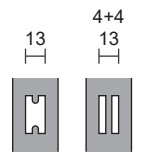


# 1.8 accessori P50 1.8 accessori P50

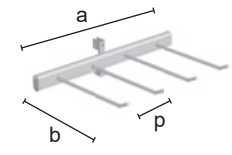


## 2278

Belt holder in oval tube and metal wire.

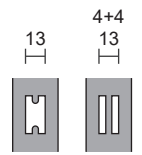


<b>C</b>	<b>2278</b>	
	a = 320	
	b = 200	
	p = 80	
	0,45	
	2/pack	
	CR - VS	V
€	<b>18,40</b>	<b>16,60</b>

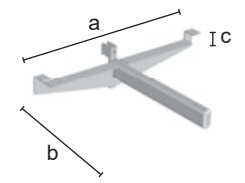


## 2280

Single bracket for glass shelf thickness 8/12 mm, tube 30x15x1,2 mm.

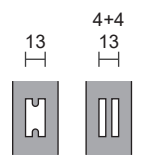


<b>C</b>	<b>2280</b>	
	a = 300	
	b = 195	
	c = 12	
		= 200x350
	0,41	
	2/pack	
	CR - VS	V
€	<b>18,75</b>	<b>16,90</b>

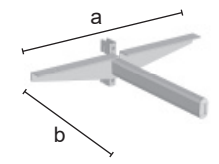


## 2281

Shelf bracket. Tube 30x15x1,2 mm.



<b>C</b>	<b>2281</b>	
	a = 300	
	b = 195	
		= 200x350
	0,41	
	2/pack	
	CR - VS	V
€	<b>18,20</b>	<b>16,35</b>



# 1.8 accessori P50 1.8 accessori P50

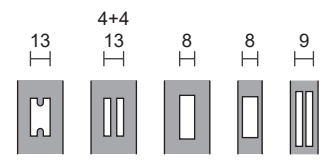
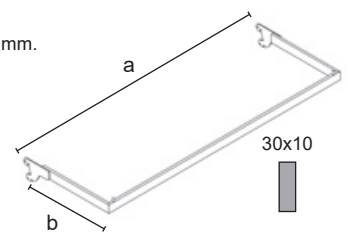
hanging rails and arms, rectangular tube 30x10 (line FROG)



## 2440A/B/C 2441A/B/C

Clothes-hanger bar in rectangular tube 30x10 mm.

2440A/B/C to use only with :  
2446A/B/C – 2450A/B/C



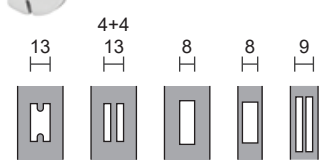
C	2440A	2440B	2440C
mm	a = 1027 b = 300	a = 927 b = 300	a = 627 b = 300
Kg	1,29	1,21	1,00
Pcs	2/pack	2/pack	2/pack
	CR - VS   V	CR - VS   V	CR - VS   V
€	<b>20,00</b>   <b>17,45</b>	<b>19,45</b>   <b>16,90</b>	<b>17,10</b>   <b>14,85</b>



C	2441A	2441B	2441C
mm	a = 1000 b = 300	a = 900 b = 300	a = 600 b = 300
Kg	1,29	1,21	1,00
Pcs	2	2	2
	CR - VS   V	CR - VS   V	CR - VS   V
€	<b>20,00</b>   <b>17,45</b>	<b>19,45</b>   <b>16,90</b>	<b>17,10</b>   <b>14,85</b>

## 2445DX/SX

Pair of supports for rectangular hanging rail art. 4000X - 30x10 mm.



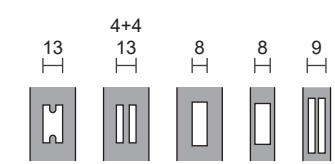
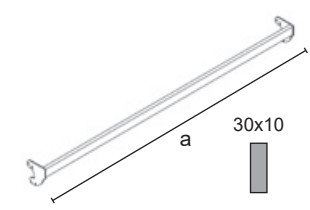
C	2445DX/SX
mm	a = 100
Kg	0,21
Pcs	1dx-1sx/pack
	CR - VS   V
€	<b>8,35</b>   <b>7,50</b>



## 2446A/B/C 2447A/B/C

Arm-holder bar in rectangular tube 30x10 mm.

2446A/B/C to use only with :  
2440A/B/C – 2450A/B/C



C	2446A	2446B	2446C
mm	a = 1027	a = 927	a = 627
Kg	0,90	0,81	0,55
Pcs	2/pack	2/pack	2/pack
	CR - VS   V	CR - VS   V	CR - VS   V
€	<b>12,30</b>   <b>10,50</b>	<b>11,90</b>   <b>10,05</b>	<b>9,40</b>   <b>8,05</b>

C	2447A	2447B	2447C
mm	a = 1000	a = 900	a = 600
Kg	0,90	0,81	0,55
Pcs	2/pack	2/pack	2/pack
	CR - VS   V	CR - VS   V	CR - VS   V
€	<b>12,30</b>   <b>10,50</b>	<b>11,90</b>   <b>10,05</b>	<b>9,40</b>   <b>8,05</b>


## 4000X

Rectangular tube lenght 3 m.




C	4000X
mm	30x10 mm spess./толщ. стенки 1,2
Kg	22,00/pack
Pcs	10/pack
	CR - VS   V
€	<b>15,40</b>   <b>13,90</b>





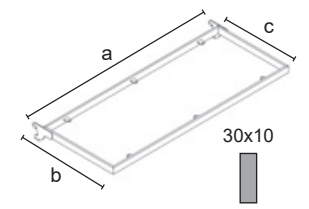
# 1.8 accessori P50

# 1.8 accessori P50

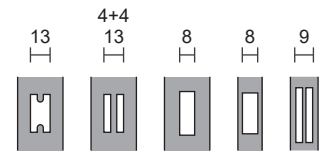


## 2450A/B/C

Shelf support rectangular tube 30x10 mm.



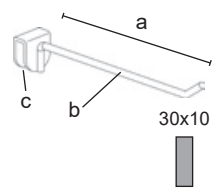
to use only with: 2440A/B/C – 2446A/B/C



	2450A	2450B	2450C
<b>mm</b>	a = 1027 b = 400 c = 372	a = 927 b = 400 c = 372	a = 627 b = 400 c = 372
<b>Kg</b>	2,29	2,06	1,58
<b>Pcs</b>	2/pack	2/pack	2/pack
	CR - VS   V	CR - VS   V	CR - VS   V
<b>€</b>	<b>36,05</b>   <b>32,40</b>	<b>34,80</b>   <b>31,25</b>	<b>30,30</b>   <b>27,30</b>

## 2458A/B/C/D

Blister hook for rectangular tube 30x10 mm.



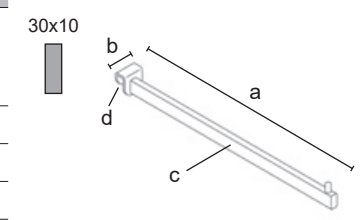
	2458A	2458B	2458C	2458D
<b>mm</b>	a = 100 b = Ø 6 c = 30x10	a = 150 b = Ø 6 c = 30x10	a = 200 b = Ø 6 c = 30x10	a = 300 b = Ø 6 c = 30x10
<b>Kg</b>	0,08	0,09	0,10	0,13
<b>Pcs</b>	5/pack	5/pack	5/pack	5/pack
	CR - VS - V	CR - VS - V	CR - VS - V	CR - VS - V
<b>€</b>	<b>3,20</b>	<b>3,55</b>	<b>3,75</b>	<b>3,95</b>

## 2460

Straight arm for rectangular tube 30x10 mm.



	2460
<b>mm</b>	a = 345 b = 30 c = 20x10 d = 30x10
<b>Kg</b>	0,26
<b>Pcs</b>	2/pack
	CR - VS   V
<b>€</b>	<b>7,40</b>   <b>6,10</b>

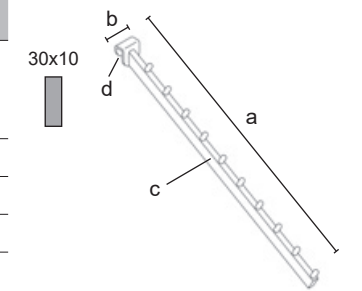


## 2461

Inclined arm for rectangular tube 30x10 mm.



	2461
<b>mm</b>	a = 400 b = 30 c = 20x10 d = 30x10
<b>Kg</b>	0,33
<b>Pcs</b>	2/pack
	CR - VS   V
<b>€</b>	<b>9,90</b>   <b>8,50</b>

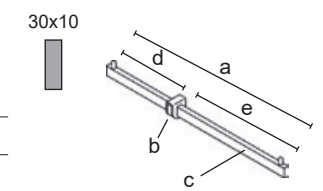


## 2462

Straight crossing arm for rectangular tube 30x10 mm.



	2462
<b>mm</b>	a = 416 b = 30x10 c = 20x10 d = 150 e = 250
<b>Kg</b>	0,28
<b>Pcs</b>	5/pack
	CR - VS   V
<b>€</b>	<b>15,60</b>   <b>13,00</b>





1.8 accessori P50

1.8 accessori P50







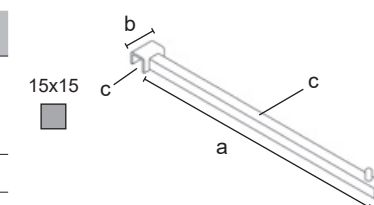
Accessories for other tube sizes: 15x15, 20x20, 25x25

**8360**

Straight arm for tube 15x15 mm.







<b>C</b>	<b>8360</b>	
	a = 335	
	b = 30	
	c = 15x15	
	0,25	
	2/pack	
	CR - VS	V
€	<b>7,40</b>	<b>6,10</b>

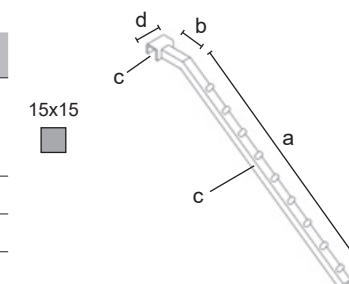


**8361**

Inclined arm for tube 15x15 mm.







<b>C</b>	<b>8361</b>	
	a = 365	
	b = 40	
	c = 15x15	
	d = 30	
	0,31	
	2/pack	
	CR - VS	V
€	<b>11,90</b>	<b>11,00</b>

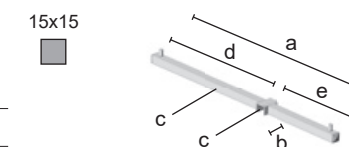


**9662**


Straight crossing arm for tube 15x15 mm.



<b>C</b>	<b>9662</b>	
	a = 420	
	b = 30	
	c = 15x15	
	d = 250	
	e = 150	
	0,26	
	5/pack	
	CR - VS	V
€	<b>15,60</b>	<b>13,00</b>








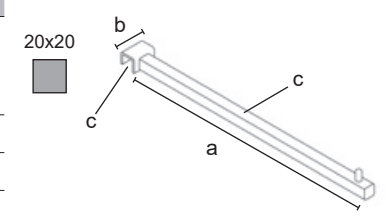
# 1.8 accessori P50

# 1.8 accessori P50



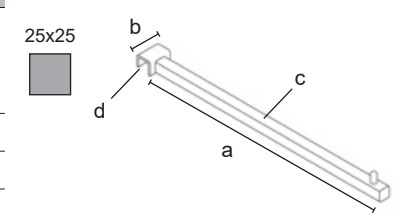
**9260**  
Straight arm for tube 20x20 mm.

<b>C</b>	<b>9260</b>	
	a = 335	
	b = 30	
	c = 20x20	
	0,28	
	2/pack	
	CR - VS	V
€	<b>7,90</b>	<b>6,80</b>



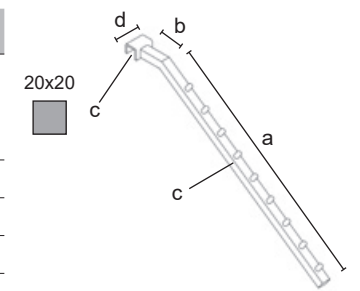
**1560**  
Straight arm for tube 25x25 mm.

<b>C</b>	<b>1560</b>	
	a = 335	
	b = 30	
	c = 20x20	
	d = 25x25	
	0,34	
	2/pack	
	CR - VS	V
€	<b>7,90</b>	<b>6,80</b>



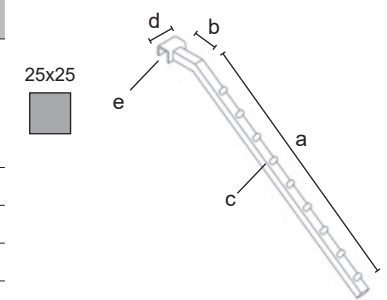
**9261**  
Inclined arm for tube 20x20 mm.

<b>C</b>	<b>9261</b>	
	a = 365	
	b = 40	
	c = 20x20	
	d = 30	
	0,35	
	2/pack	
	CR - VS	V
€	<b>13,50</b>	<b>12,60</b>



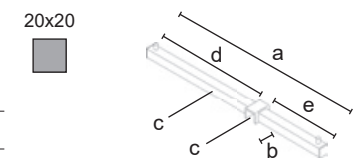
**1561**  
Inclined arm for tube 25x25 mm.

<b>C</b>	<b>1561</b>	
	a = 365	
	b = 40	
	c = 20x20	
	d = 30	
	e = 25x25	
	0,38	
	2/pack	
	CR - VS	V
€	<b>13,50</b>	<b>12,60</b>



**9265**  
Straight crossing arm for tube 20x20 mm.

<b>C</b>	<b>9265</b>	
	a = 430	
	b = 30	
	c = 20x20	
	d = 250	
	e = 150	
	0,37	
	2/pack	
	CR - VS	V
€	<b>16,70</b>	<b>14,00</b>



**1562**  
Straight crossing arm for tube 25x25 mm.

<b>C</b>	<b>1562</b>	
	a = 430	
	b = 30	
	c = 20x20	
	d = 25x25	
	e = 200	
	0,40	
	5/pack	
	CR - VS	V
€	<b>16,70</b>	<b>14,00</b>

